



PT Jakarta International Expo



COMPANY PROFILE

WWW.JIEXPO.COM

JIEXPO is an One Stop Solution for MICE Industry

Jakarta International Expo (JIEXPO) is one of the leading company in the MICE Industry in Indonesia. As the largest venue area in Indonesia, JIEXPO is becoming one of the best for a MICE solution in Indonesia.

JIEXPO is a subsidiary company of the Central Cipta Murdaya (CCM) group, which is known for its experience and reputation in various industries in Indonesia, such as manufacturing, trade and exhibition, agriculture, property development, and many more. This excellent reputation is proven by success in various lines of business in Indonesia.

Currently, JIEXPO provides a flexible indoor area ranging from 2,000 m² to 50,000 m² and an outdoor area of up to 65,000 m² which is perfect for hosting various events such as exhibitions, concerts, meeting & seminars, and conference. Our indoor exhibition area is divided into two parts, namely the East Wing and the West Wing. The East Wing consists of Hall A, Hall D1 and Hall D2. These hall share connected and available up to 20,000 m². Meanwhile, the West Wing consists of Hall B, Hall C, as well as a connecting between Hall B3 and Hall C3 with an area of 20,000 m², as well as the Gedung Pusat Niaga (GPN) and Convention Centre which has a total area of 10,000 m².

Apart from the venue, JIEXPO also accommodate various services and facilities for clients and visitors such as catering services, protocol services, VIP rooms, hotels with room capacities up to 250 rooms, florist, business centre, banks, relaxation centre and others. Consistent with the JIEXPO tagline, "All in One Place", we give our best efforts to provide satisfaction and comfort to all parties involved in the JIEXPO area.

The vision of JIEXPO is to give significant contribution to Indonesian economy's development through MICE Industry. Meanwhile, the mission of JIEXPO is to become an excellent venue owner company as well as being a leader in the MICE industry and the leading professional event organizer in Indonesia, supported by professional Human Resources with innovative, effective and efficient management.

AREA

JIEXPO has an area up to 44 hectares where the area used for the exhibition is 100,000 m², consist of 50,000 m² of indoor area and more than 50,000 m² of open space or outdoor area. This makes JIEXPO very suitable to host various events, not only the small scale events such as meetings but also large scale events such as International conferences and concerts.

COMPLETE VENUE PACKAGE

As one of the largest MICE Venues in Indonesia completed with a variety of packages, JIEXPO is very suitable for holding a range of events, meetings (small & large scale), incentives, conventions and exhibitions.

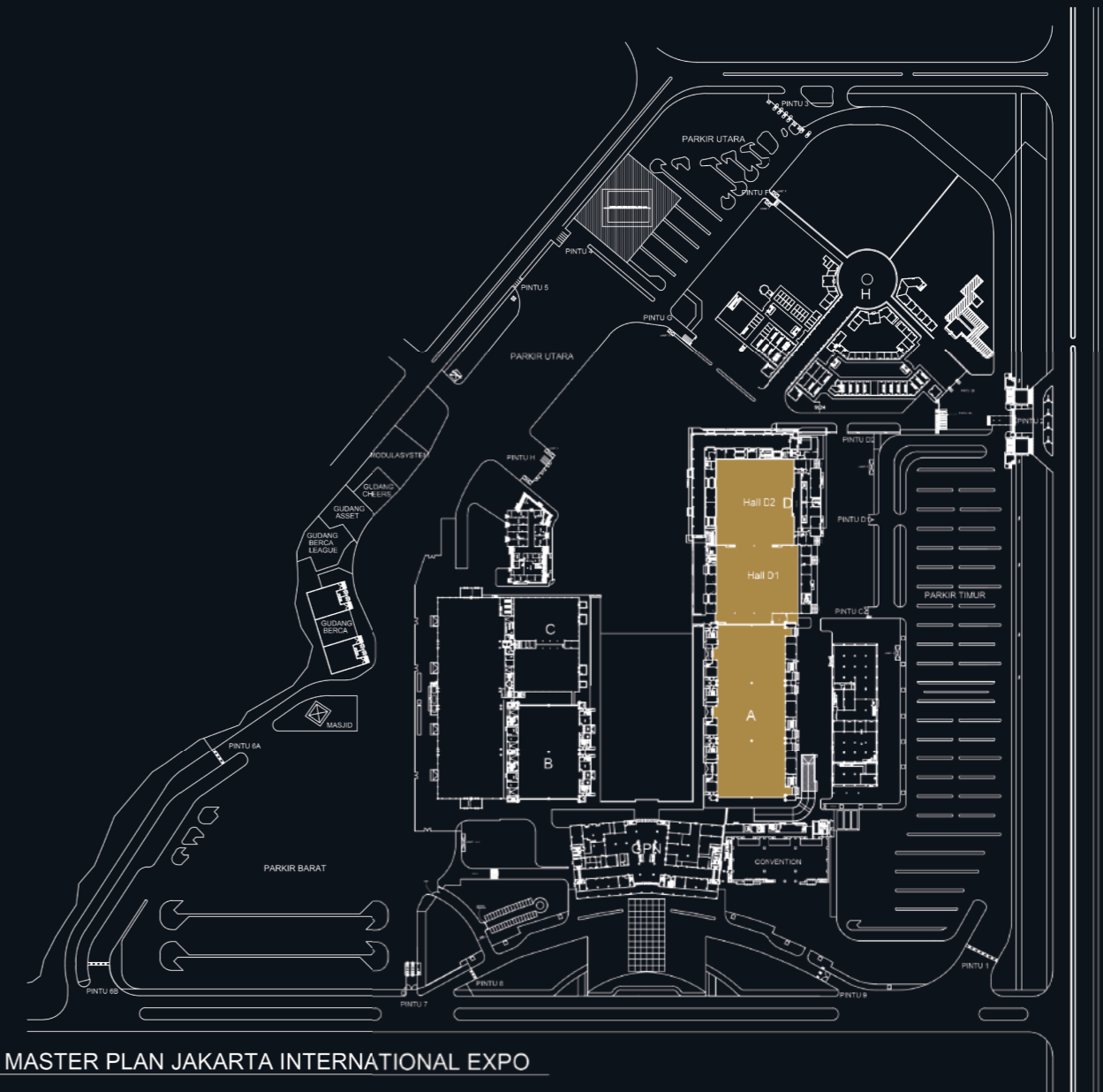
EASILY ACCESSIBLE

Located in the heart of Jakarta, more precisely in Kemayoran, Central of Jakarta, which makes JIEXPO's area very strategic and easily accessible. JIEXPO has direct access to Soekarno Hatta International Airport (approx. 30-40 minutes) and Tanjung Priok port (approx. 20-30 minutes). There's also a collaboration between JIEXPO and the DKI Jakarta Regional Government which has provided the TransJakarta corridor route to the JIEXPO area.

JIEXPO CONVENTION CENTRE AND THEATRE

JIEXPO has taken several major steps, one of which is the construction of new venues to facilitate various events that will be held in the future. The JIEXPO Convention Centre and Theatre consists of 7 floors that provide a Grand Ballroom with an area of 2700 m², a Junior Ballroom with an area of 820 m² with opulent glass-viewing pre-functions and a large lobby area in every floor, and a grand Theatre with luxurious three-tier seats.

Furthermore, there are 25 meeting rooms consist of 14 rooms in the JIEXPO Convention Centre and Theatre area and 11 meeting rooms in the 6th Floor of the Trade Mart Building (GPN) area, which is connected to the JIEXPO Convention Centre and Theatre, which can be used for various events such as international congresses and national and local conventions. Besides, JIEXPO Convention Centre and Theatre also has other supporting facilities such as a large-scale high-functional kitchen, organizer room, ticketing counter, artist dressing room and various other supporting facilities. All of these facilities are providing convenience and comfort for various kinds of events in the JIEXPO Convention and Theatre area.




MASTER PLAN JAKARTA INTERNATIONAL EXPO

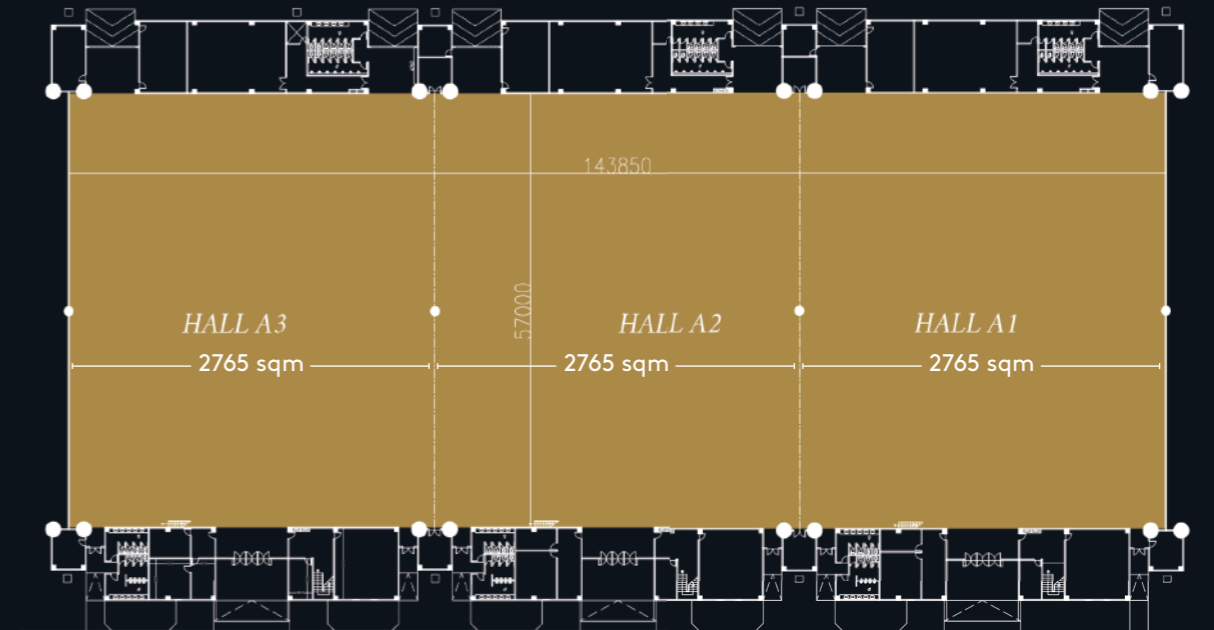
HALL A

CAPACITY CHART

	COMBINED	PARTIAL
THEATRE	10,000 seats	3,000 seats
CLASSROOM	6,000 pax	1,500 pax
ROUNDTABLE	300 tables	70 tables
FESTIVAL	20,000 pax	6,000 pax



HALL A




SPECIFICATION

DESCRIPTION	HALL A1 , A2 , A3
DIMENSION	144 m x 57,6m
FLOOR AREA	8,295 sqm
PARTIAL (PER HALL)	2,765sqm/hall
FLOOR STRUCTURE	Concrete Slab
ROOF TYPE	Steel Pipe Arch Truss
ROOF HEIGHT	12-15 m
FLOOR LOADING	2-5 ton/sqm
RIGGING CAPACITY	100 kg (length 8 m) / point
LOADING DOORS	4 doors (A2 & A3) 6m (W) & 6m (H)
ELECTRIC POWER SUPPLY	380/220v 50 Hz, 3 Phase
ELECTRIC POWER CAPACITY	2,250 kva
FIRE PROTECTION	Fire Hydrant, Portable Fire Extinguisher, Fire Extinguisher Trolley

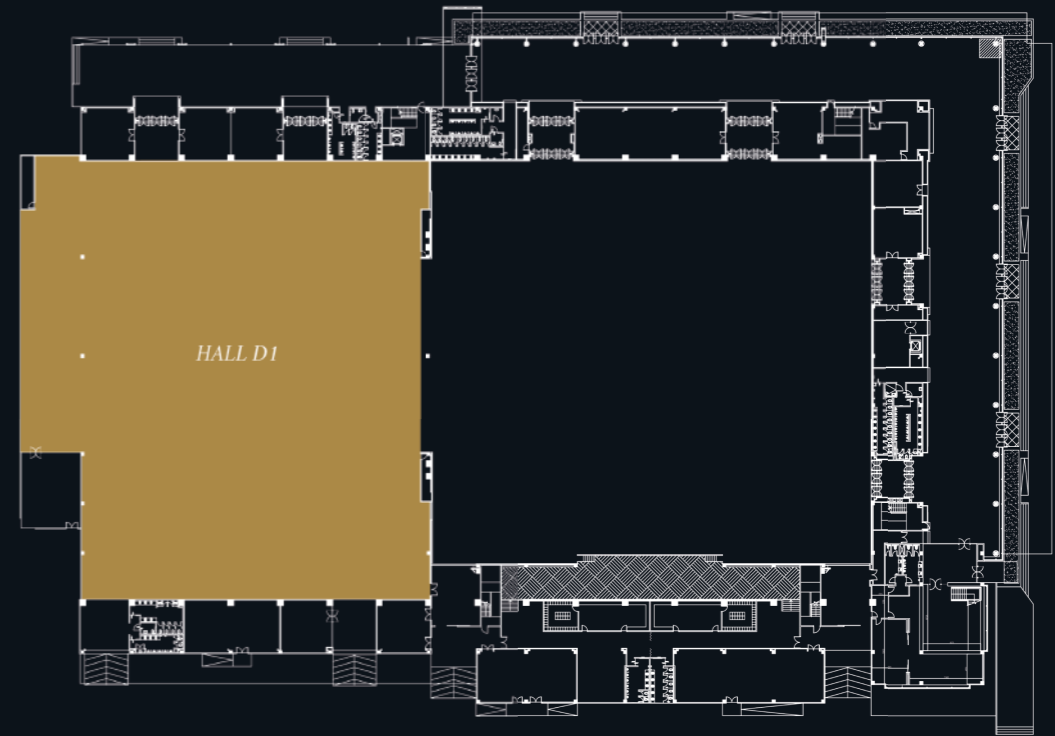
HALL D1

CAPACITY CHART

THEATRE	5,000 seats
CLASSROOM	2,500 pax
ROUNDTABLE	150 tables
FESTIVAL	8,000 pax



HALL D1



SPECIFICATION

DESCRIPTION	HALL D1
DIMENSION	72m x 66m
FLOOR AREA	4.752 sqm
PARTIAL (PER HALL)	n/a
FLOOR STRUCTURE	Tiles
ROOF TYPE	Steel Truss
ROOF HEIGHT	12-17,5 m
FLOOR LOADING	3-5 ton/sqm
RIGGING CAPACITY	Ground Support
LOADING DOORS	2 doors 7m (W) & 4m (H)
ELECTRIC POWER SUPPLY	380/220v 50 Hz, 3 Phase
ELECTRIC POWER CAPACITY	6,000 kva
FIRE PROTECTION	Fire Hydrant, Portable Fire Extinguisher, Fire Extinguisher Trolley

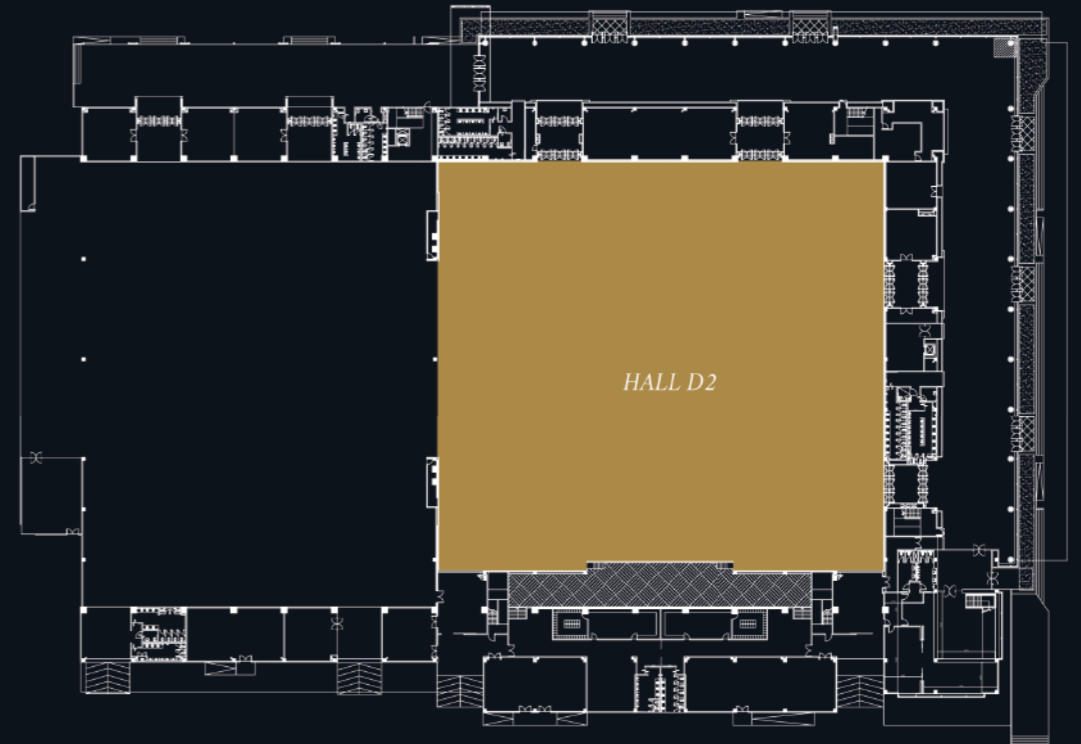
HALL D2

CAPACITY CHART

THEATRE	5,000 seats
CLASSROOM	2,500 pax
ROUNDTABLE	150 tables
FESTIVAL	8,000 pax

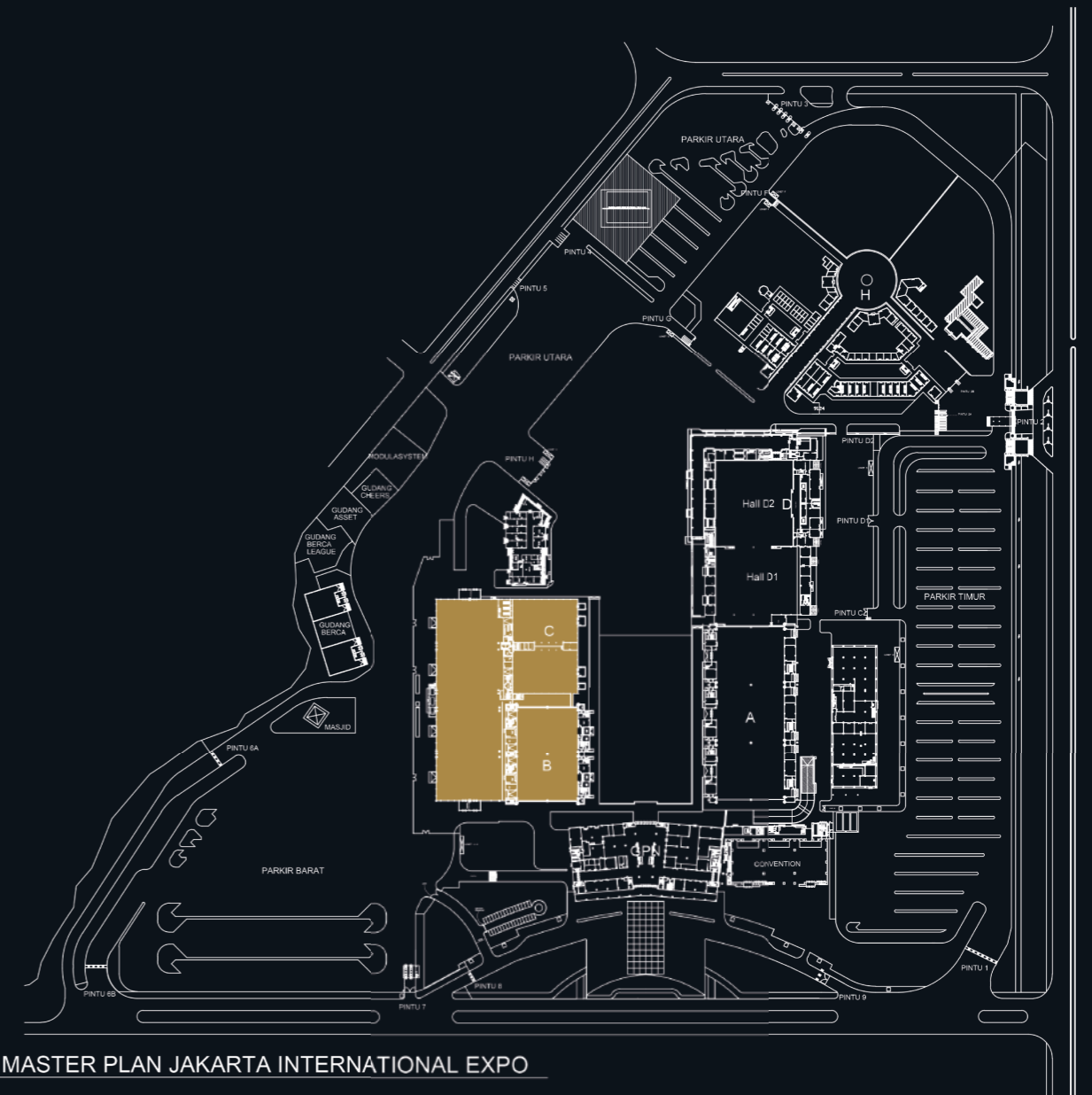


HALL D2



SPECIFICATION

DESCRIPTION	HALL D2
DIMENSION	64 m x 72 m
FLOOR AREA	4,608 sqm
PARTIAL (PER HALL)	n/a
FLOOR STRUCTURE	Heavy Duty Carpet Tiles
ROOF TYPE	Steel Truss
ROOF HEIGHT	12-16m
FLOOR LOADING	3-5 ton / sqm
RIGGING CAPACITY	125 kg / point
LOADING DOORS	2 doors 7m (W) & 4m (H)
ELECTRIC POWER SUPPLY	380/220v 50 Hz, 3 Phase
ELECTRIC POWER CAPACITY	6,000 kva
FIRE PROTECTION	Fire Hydrant, Portable Fire Extinguisher, Fire Extinguisher Trolley



MASTER PLAN JAKARTA INTERNATIONAL EXPO

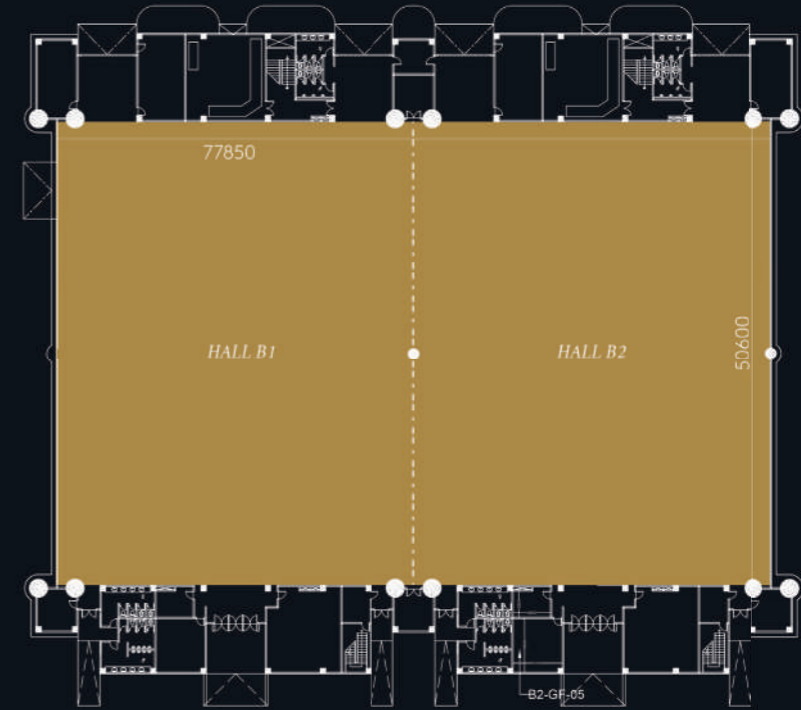
HALL B

CAPACITY CHART

	COMBINED	PARTIAL
THEATRE	4,000 seats	2,000 seats
CLASSROOM	2,000 pax	1,000 pax
ROUNDTABLE	150 tables	70 tables
FESTIVAL	8,000 pax	4,000 pax



HALL B



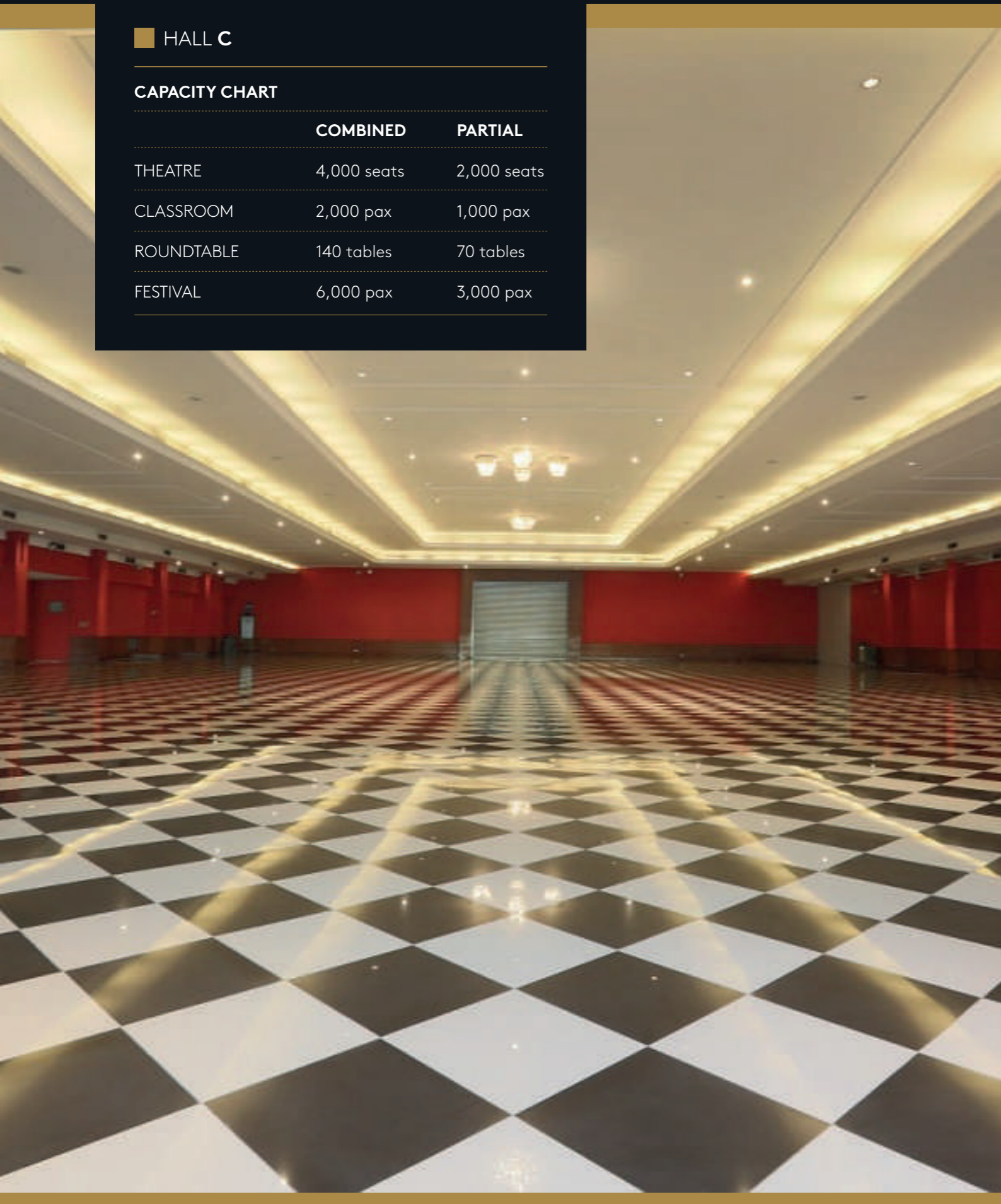
SPECIFICATION

DESCRIPTION	HALL B1, B2
DIMENSION	78 m x 51,2m
FLOOR AREA	3,994 sqm
PARTIAL (PER HALL)	1,944 sqm/hall
FLOOR STRUCTURE	Concrete Slab
ROOF TYPE	Steel Pipe Arch Truss
ROOF HEIGHT	8 - 13 m
FLOOR LOADING	2-5 ton/sqm
RIGGING CAPACITY	100 kg (length 8 m) / point
LOADING DOORS	1 door (B1) 5,7m (W) & 6m (H)
ELECTRIC POWER SUPPLY	380/220v 50 Hz, 3 Phase
ELECTRIC POWER CAPACITY	1,430 kva
FIRE PROTECTION	Fire Hydrant, Portable Fire Extinguisher, Fire Extinguisher Trolley

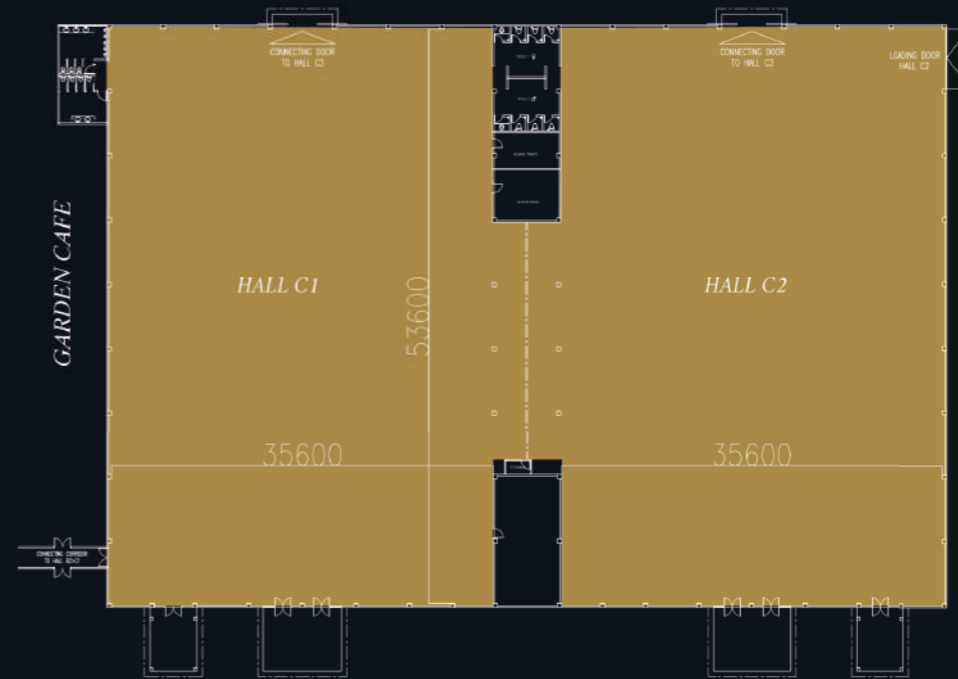
HALL C

CAPACITY CHART

	COMBINED	PARTIAL
THEATRE	4,000 seats	2,000 seats
CLASSROOM	2,000 pax	1,000 pax
ROUNDTABLE	140 tables	70 tables
FESTIVAL	6,000 pax	3,000 pax



HALL C



SPECIFICATION

DESCRIPTION	HALL C1, C2
DIMENSION	72 m x 54 m
FLOOR AREA	3,888 sqm
PARTIAL (PER HALL)	1,994 sqm/hall
FLOOR STRUCTURE	Tiles
ROOF TYPE	Steel Truss
ROOF HEIGHT	6 - 8 m
FLOOR LOADING	1-2 ton/sqm
RIGGING CAPACITY	Ground Support
LOADING DOORS	1 doors (C2) 5,2m (W) & 4,7m (H)
ELECTRIC POWER SUPPLY	380/220v 50 Hz, 3 Phase
ELECTRIC POWER CAPACITY	1,250 kva
FIRE PROTECTION	Fire Hydrant, Portable Fire Extinguisher, Fire Extinguisher Trolley

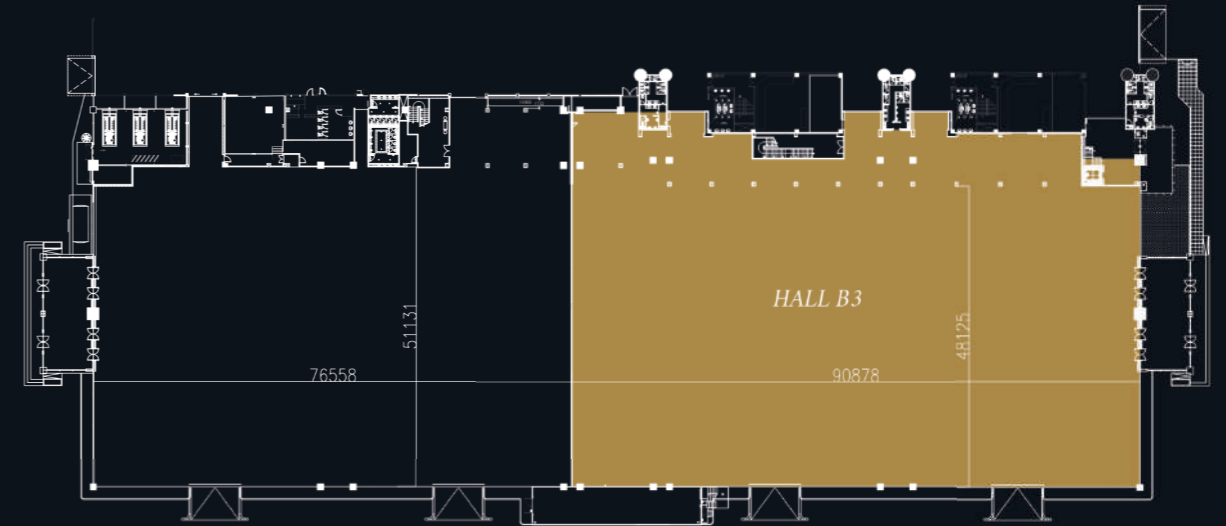
HALL B3

CAPACITY CHART

THEATRE	5,000 seats
CLASSROOM	2,500 pax
ROUNDTABLE	160 tables
FESTIVAL	8,000 pax



HALL B3



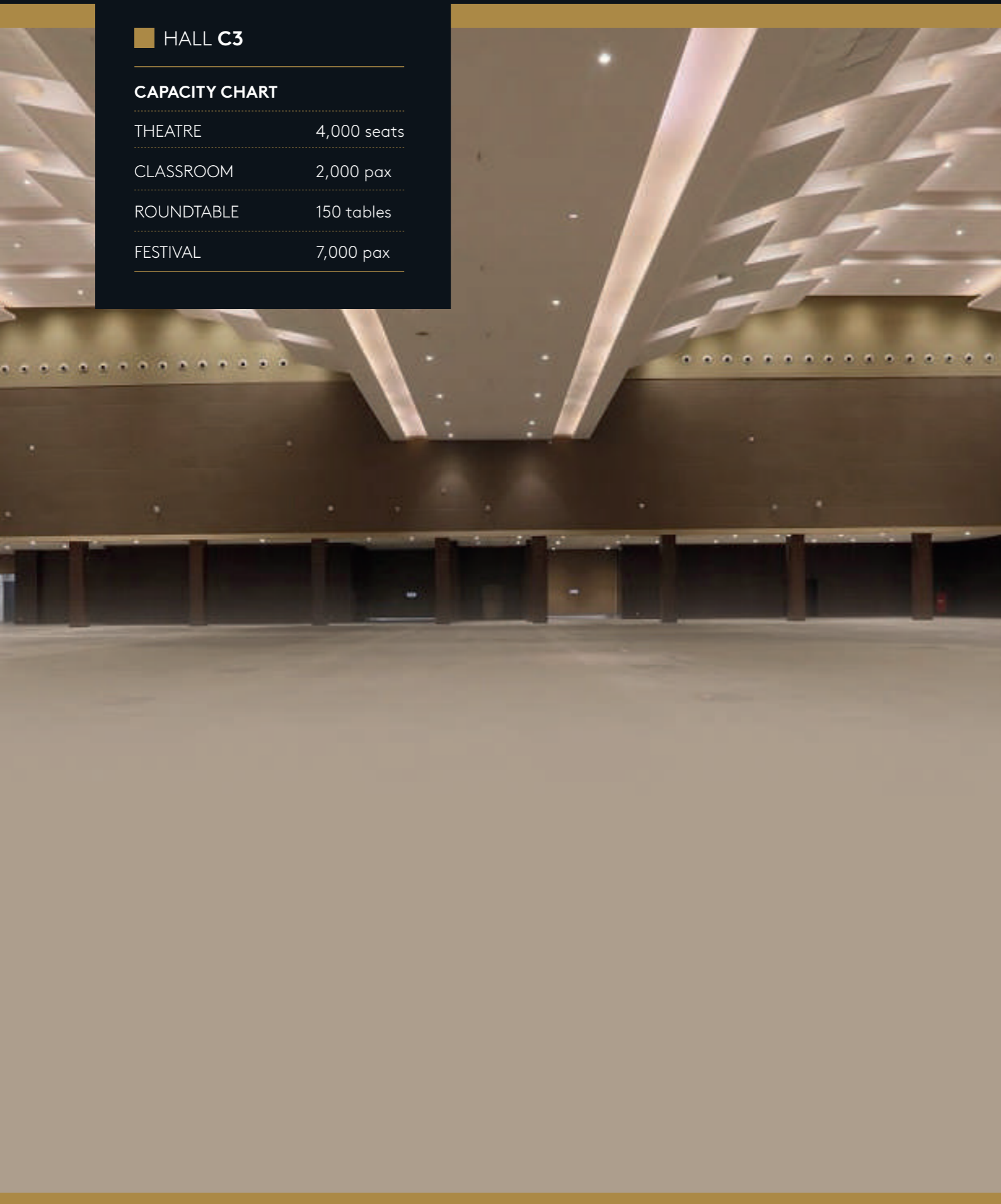
SPECIFICATION

DESCRIPTION	HALL B3
DIMENSION	91 m x 56,7m
FLOOR AREA	5,150 sqm
PARTIAL (PER HALL)	n/a
FLOOR STRUCTURE	Concrete Slab
ROOF TYPE	Metal Roof - TRIMDEK
ROOF HEIGHT	10 - 16m
FLOOR LOADING	3-5 ton /sqm
RIGGING CAPACITY	150 kg /point
LOADING DOORS	2 doors 7,8m (W) & 6m (H)
ELECTRIC POWER SUPPLY	380/220v 50 Hz, 3 Phase
ELECTRIC POWER CAPACITY	3,200 kva
FIRE PROTECTION	Fire Hydrant, Beam Detector, Fire Detector, Portable Fire Extinguisher

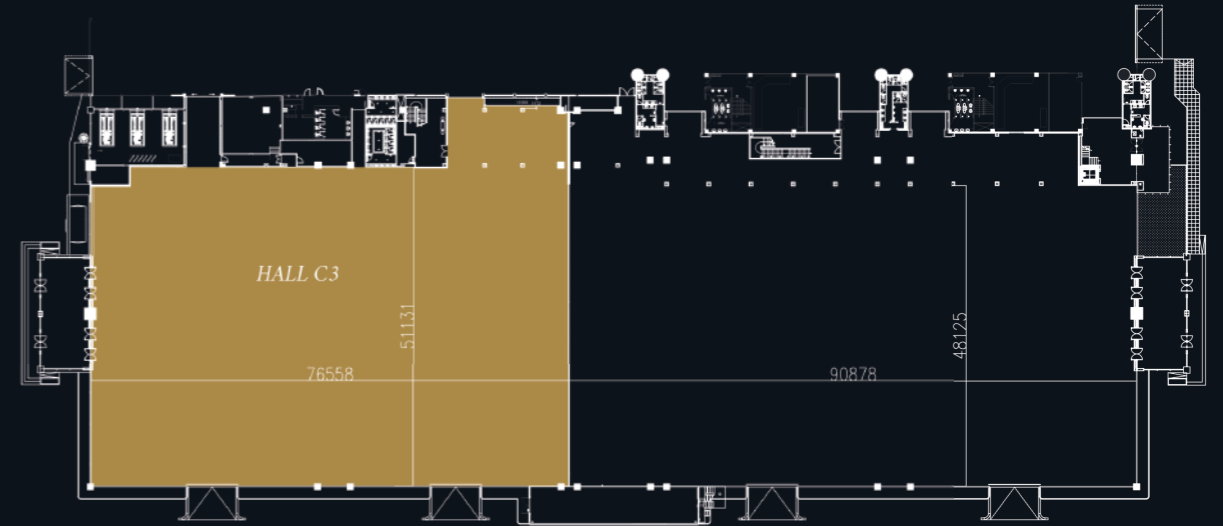
HALL C3

CAPACITY CHART

THEATRE	4,000 seats
CLASSROOM	2,000 pax
ROUNDTABLE	150 tables
FESTIVAL	7,000 pax




HALL C3



SPECIFICATION

DESCRIPTION	HALL C3
DIMENSION	76,7 m x 62,6m
FLOOR AREA	4,800 sqm
PARTIAL (PER HALL)	n/a
FLOOR STRUCTURE	Concrete Slab
ROOF TYPE	Metal Roof - TRIMDEK
ROOF HEIGHT	10 - 16 m
FLOOR LOADING	3-5 ton/m
RIGGING CAPACITY	150 Kg/point
LOADING DOORS	2 doors 7,8m (W) & 6m (H)
ELECTRIC POWER SUPPLY	380/220v 50 Hz, 3 Phase
ELECTRIC POWER CAPACITY	3,200 kva
FIRE PROTECTION	Fire Hydrant, Beam Detector, Fire Detector, Portable Fire Extinguisher




MASTER PLAN JAKARTA INTERNATIONAL EXPO

OPEN SPACE

CAPACITY CHART

FESTIVAL 50,000 pax

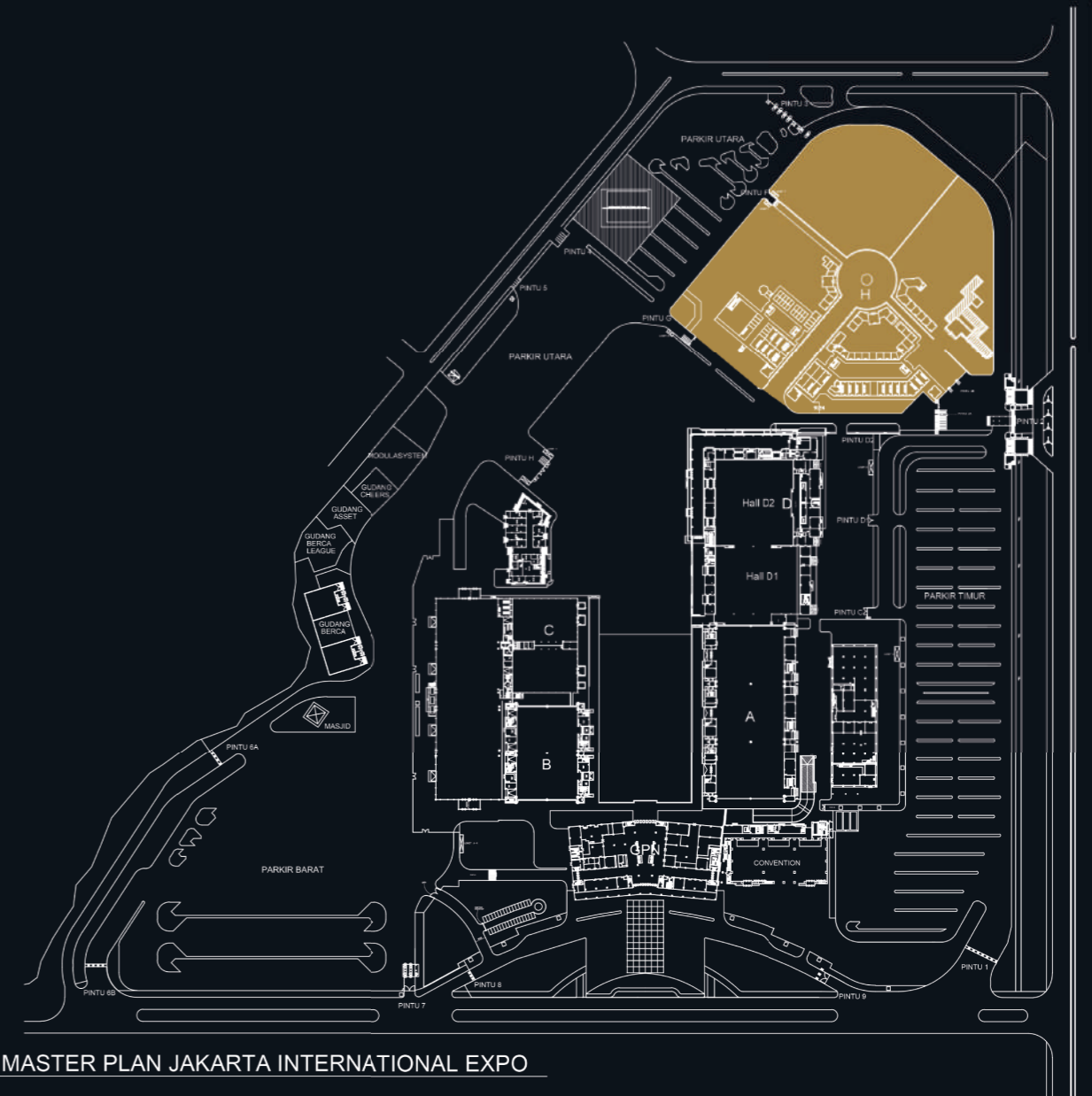


OPEN SPACE



SPECIFICATION

DESCRIPTION	OPEN SPACE
DIMENSION	Open Space 1 = 150 m x 80 m Open Space 2 = 120 m x 200 m
FLOOR AREA	40,000 sqm
FLOOR STRUCTURE	Conblock
FLOOR LOADING	1-2 ton / m




MASTER PLAN JAKARTA INTERNATIONAL EXPO

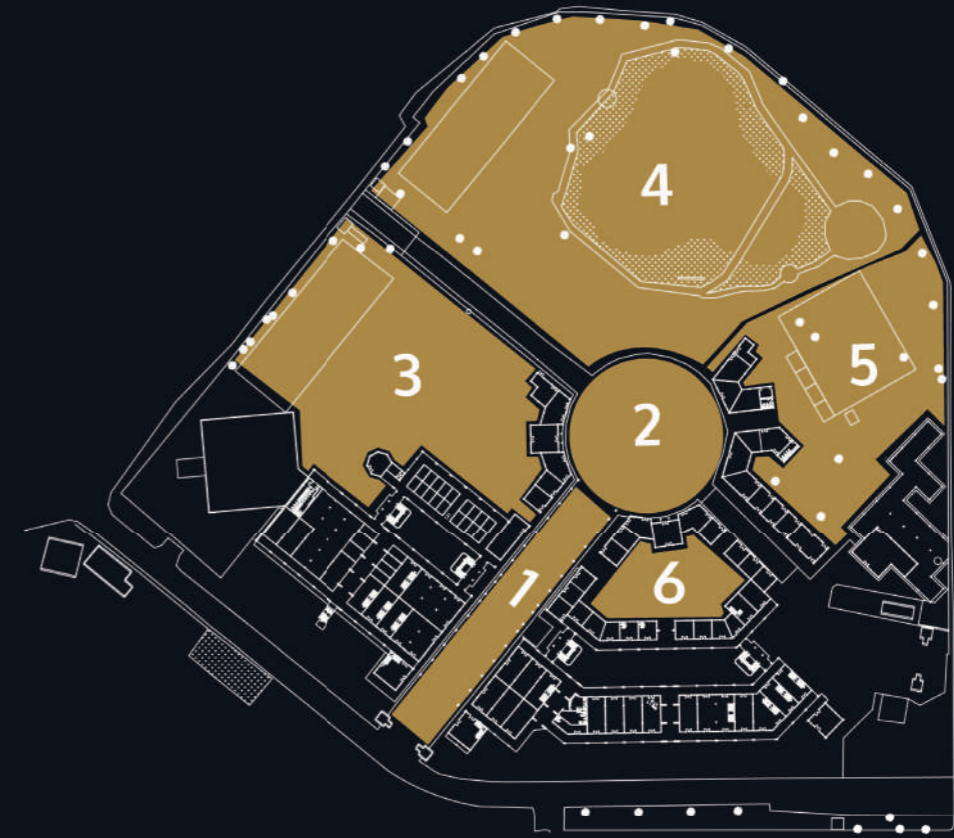
GAMBIR EXPO

CAPACITY CHART

FESTIVAL 25,000 pax

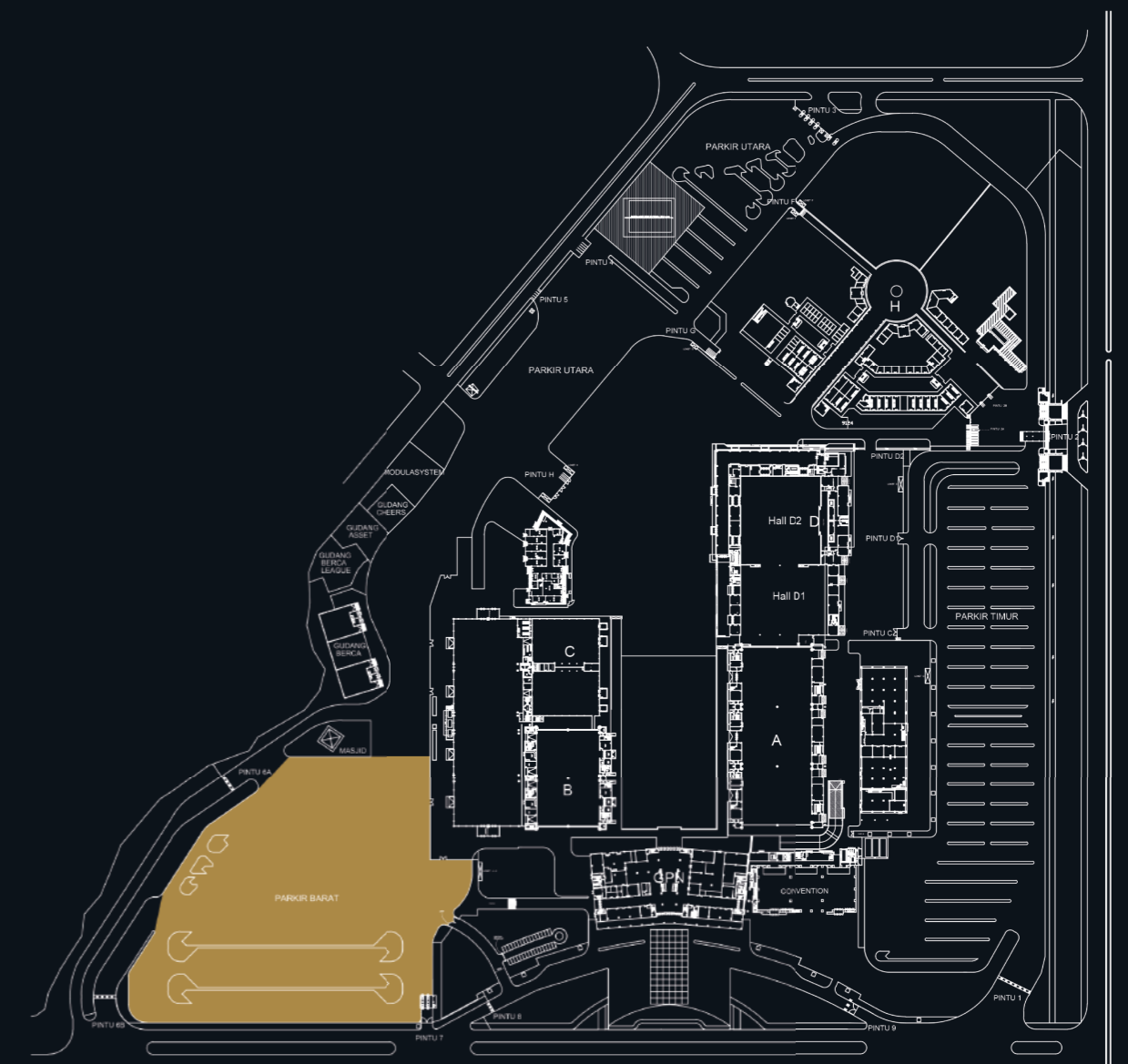


GAMBIR EXPO



SPECIFICATION

DESCRIPTION	GAMBIR EXPO
TOTAL AREA	22,610 sqm
AREA 1	1,502 sqm
AREA 2	1,846 sqm
AREA 3	5,287 sqm
AREA 4	11,112 sqm
AREA 5	1,763 sqm
AREA 6	1,100 sqm
FLOOR STRUCTURE	Ceramik
FLOOR LOADING	1-2 ton / m




MASTER PLAN JAKARTA INTERNATIONAL EXPO

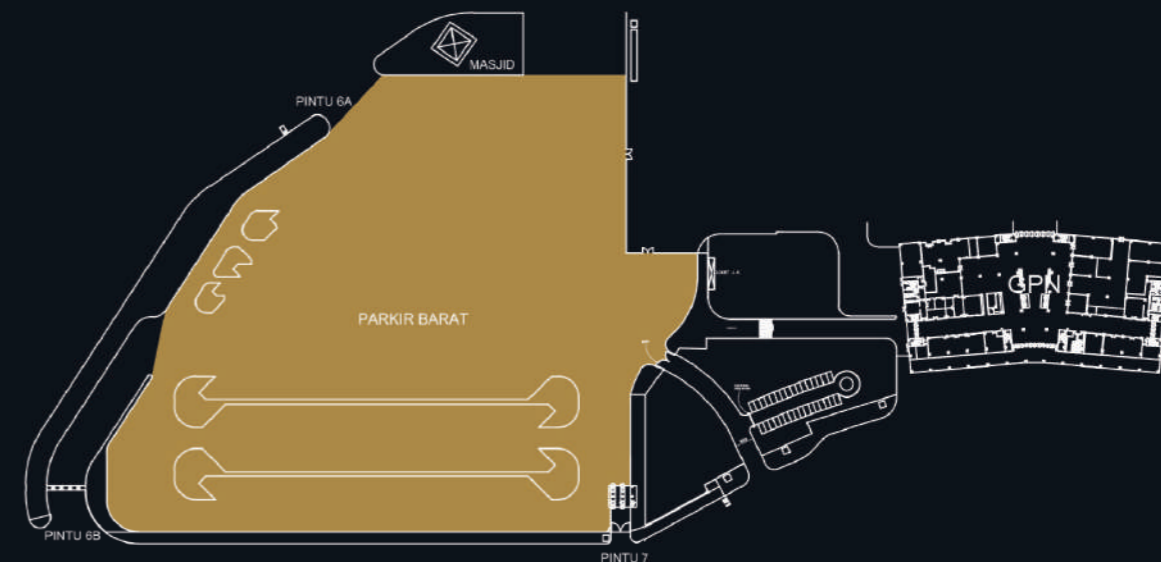
WEST PARKING

CAPACITY CHART

FESTIVAL 30,000 pax

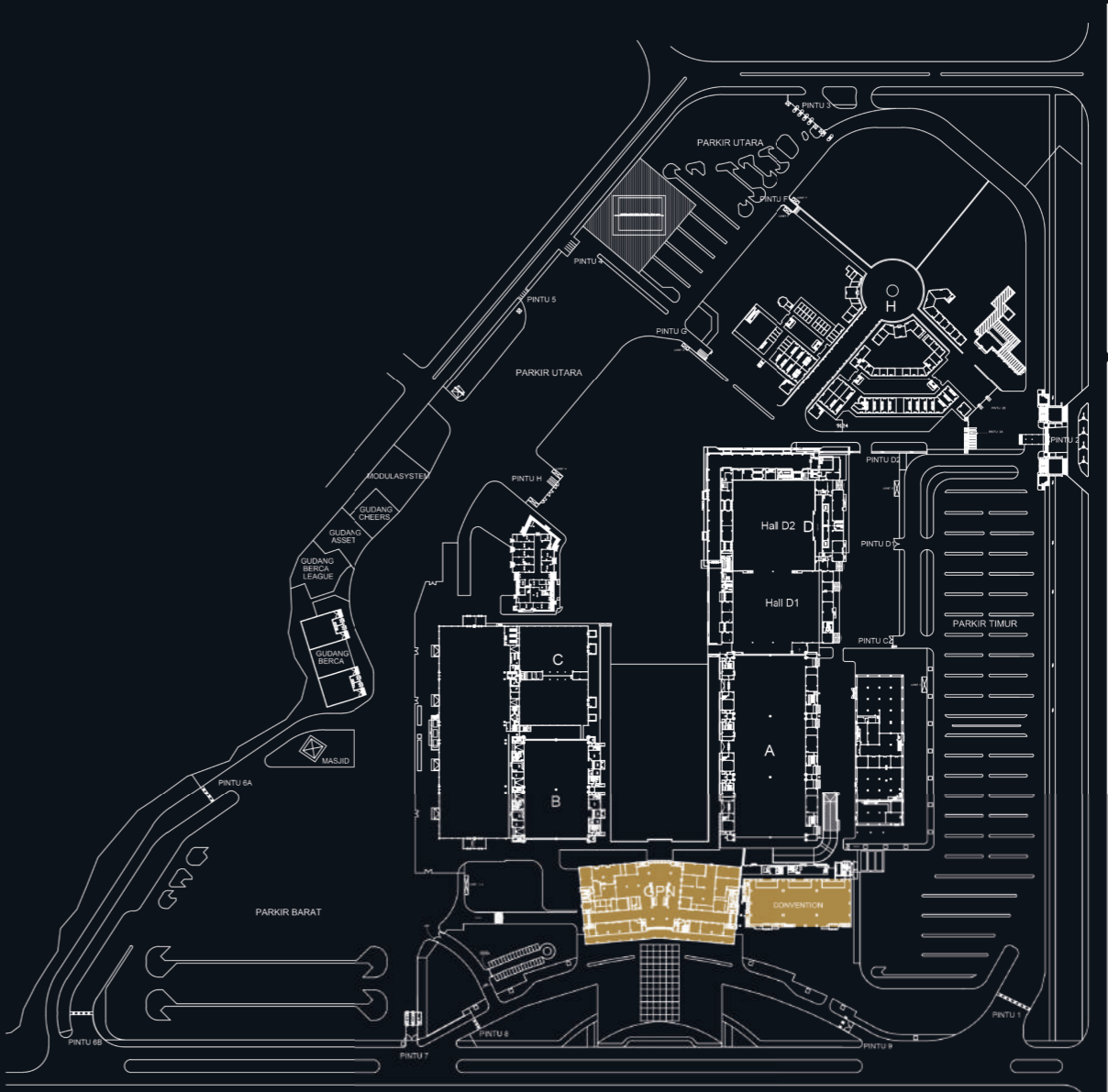


WEST PARKING



SPECIFICATION


DESCRIPTION	WEST PARKING
DIMENSION	100 m x 15 m / row (Total 9 rows)
FLOOR AREA	13,500 sqm
FLOOR STRUCTURE	Asphalt
FLOOR LOADING	1-2 ton / m



MASTER PLAN JAKARTA INTERNATIONAL EXPO



GRAND BALLROOM



SPECIFICATION

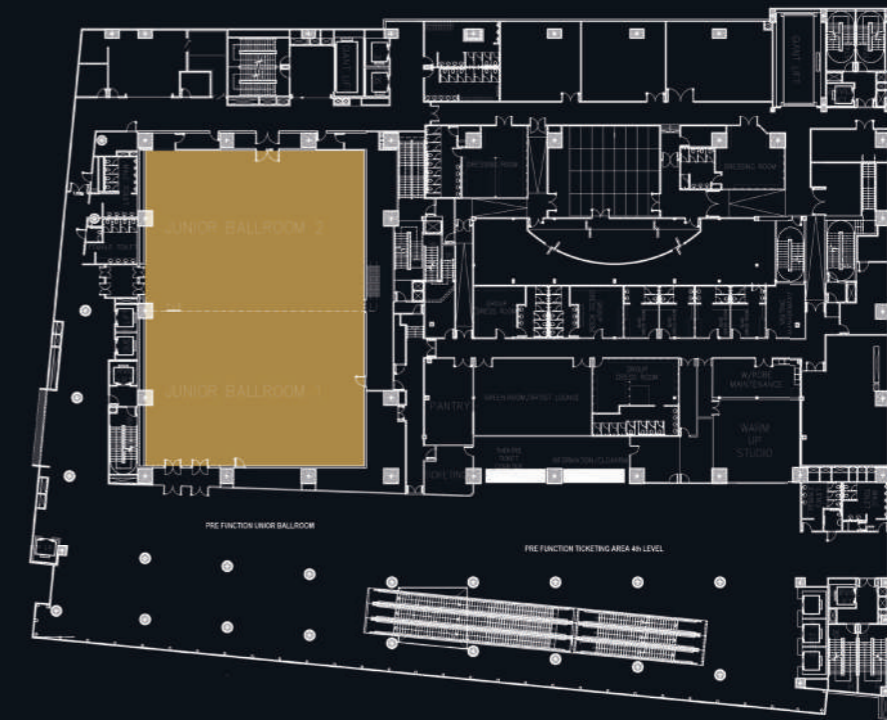
COMBINED	
FLOOR AREA	2700
LENGTH(M)	34
WIDTH(M)	79
HEIGHT(M)	6,9
U-SHAPE	-
BOARDROOM	-
RECEPTION	2700
THEATRE	Landscape 3246 Potrait 3831
CLASSROOM	Landscape 1704 Potrait 1962
BANQUET	Landscape 1220 Potrait 1460

GRAND BALLROOM 1 3	
FLOOR AREA	930
LENGTH(M)	34
WIDTH(M)	27
HEIGHT(M)	6,9
U-SHAPE	75
BOARDROOM	-
RECEPTION	900
THEATRE	Landscape - Potrait 1008
CLASSROOM	Landscape - Potrait 416
BANQUET	Landscape - Potrait 360

GRAND BALLROOM 2	
FLOOR AREA	830
LENGTH(M)	34
WIDTH(M)	27
HEIGHT(M)	6,9
U-SHAPE	75
BOARDROOM	-
RECEPTION	800
THEATRE	Landscape - Potrait 1008
CLASSROOM	Landscape - Potrait 416
BANQUET	Landscape - Potrait 360



JUNIOR BALLROOM



SPECIFICATION

COMBINED	
FLOOR AREA	820
LENGTH(M)	24
WIDTH(M)	34
HEIGHT(M)	6,7
U-SHAPE	-
BOARDROOM	-
RECEPTION	800
THEATRE	Landscape - Potrait 966
CLASSROOM	Landscape 420 Potrait 510
BANQUET	Landscape - Potrait 300

PARTIAL	
FLOOR AREA	410
LENGTH(M)	24
WIDTH(M)	17
HEIGHT(M)	6,7
U-SHAPE	63
BOARDROOM	-
RECEPTION	400
THEATRE	Landscape - Potrait 434
CLASSROOM	Landscape 210 Potrait 198
BANQUET	Landscape - Potrait 160



MEETING ROOM LEVEL 5

SPECIFICATION

SPECIFICATION

MEETING ROOM 501

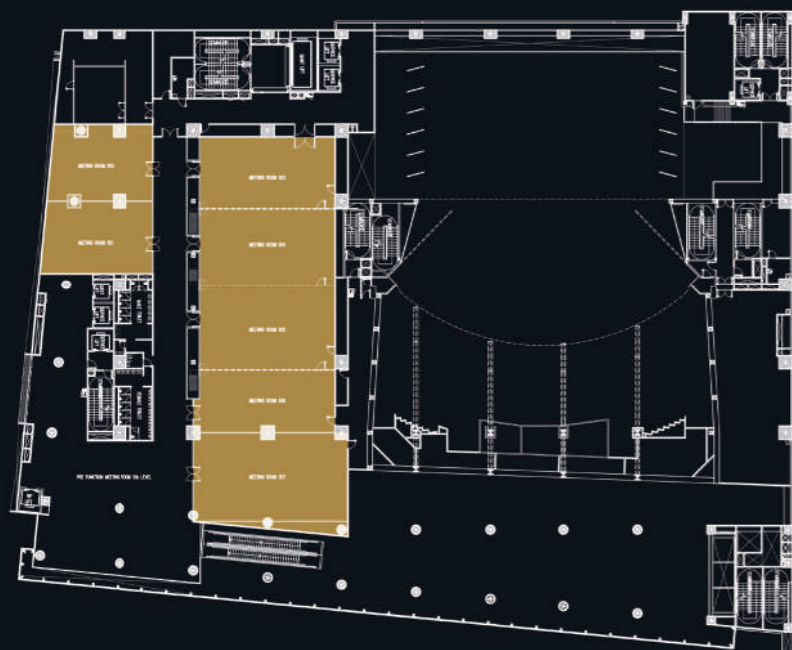
FLOOR AREA	120
LENGTH(M)	13
WIDTH(M)	9
HEIGHT(M)	3,1
U-SHAPE	21
BOARDROOM	22
RECEPTION	120
THEATRE	Landscape - Potrait 80
CLASSROOM	Landscape - Potrait 30
BANQUET	Landscape - Potrait 50

MEETING ROOM 502

FLOOR AREA	110
LENGTH(M)	12
WIDTH(M)	9
HEIGHT(M)	3,1
U-SHAPE	24
BOARDROOM	22
RECEPTION	110
THEATRE	Landscape - Potrait 96
CLASSROOM	Landscape - Potrait 54
BANQUET	Landscape - Potrait 60

MEETING ROOM 503

FLOOR AREA	120
LENGTH(M)	16
WIDTH(M)	8
HEIGHT(M)	3,1
U-SHAPE	45
BOARDROOM	34
RECEPTION	120
THEATRE	Landscape - Potrait 154
CLASSROOM	Landscape - Potrait 72
BANQUET	Landscape - Potrait 60



COMBINED 503 - 506

FLOOR AREA	570
LENGTH(M)	16
WIDTH(M)	36
HEIGHT(M)	3,1
U-SHAPE	102
BOARDROOM	-
RECEPTION	560
THEATRE	Landscape - Potrait 690
CLASSROOM	Landscape - Potrait 324
BANQUET	Landscape - Potrait 280

MEETING ROOM 504 | 505

FLOOR AREA	160
LENGTH(M)	16
WIDTH(M)	10
HEIGHT(M)	3,1
U-SHAPE	45
BOARDROOM	34
RECEPTION	160
THEATRE	Landscape - Potrait 198
CLASSROOM	Landscape - Potrait 72
BANQUET	Landscape - Potrait 60

MEETING ROOM 506

FLOOR AREA	130
LENGTH(M)	16
WIDTH(M)	8
HEIGHT(M)	3,1
U-SHAPE	42
BOARDROOM	34
RECEPTION	130
THEATRE	Landscape - Potrait 110
CLASSROOM	Landscape - Potrait 72
BANQUET	Landscape - Potrait 60

MEETING ROOM 507

FLOOR AREA	210
LENGTH(M)	19
WIDTH(M)	10
HEIGHT(M)	3,1
U-SHAPE	45
BOARDROOM	34
RECEPTION	210
THEATRE	Landscape - Potrait 200
CLASSROOM	Landscape - Potrait 120
BANQUET	Landscape - Potrait 100



MEETING ROOM LEVEL 6

SPECIFICATION

SPECIFICATION

MEETING ROOM 601

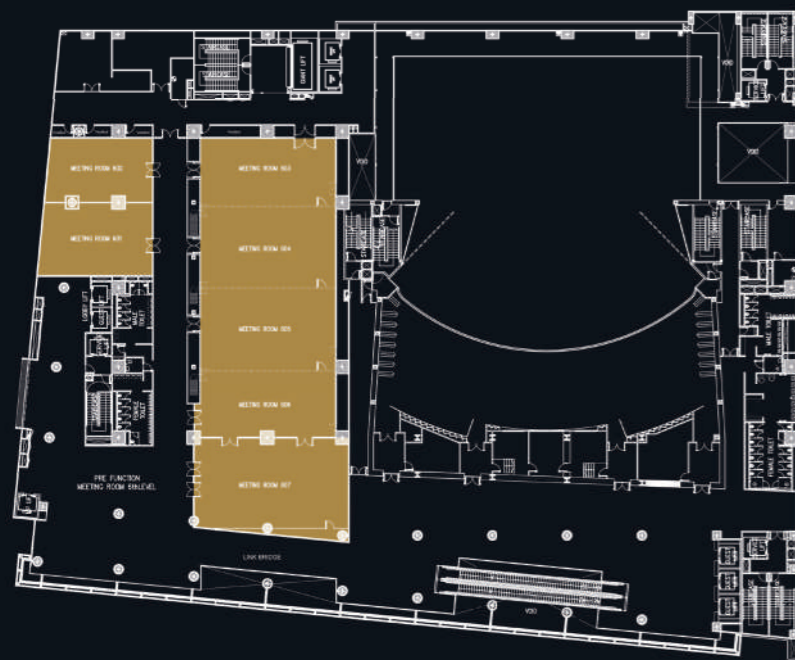
FLOOR AREA	120
LENGTH(M)	13
WIDTH(M)	9
HEIGHT(M)	3,1
U-SHAPE	21
BOARDROOM	22
RECEPTION	120
THEATRE	Landscape - Potrait 80
CLASSROOM	Landscape - Potrait 30
BANQUET	Landscape - Potrait 50

MEETING ROOM 602

FLOOR AREA	90
LENGTH(M)	12
WIDTH(M)	7
HEIGHT(M)	3,1
U-SHAPE	24
BOARDROOM	22
RECEPTION	110
THEATRE	Landscape - Potrait 96
CLASSROOM	Landscape - Potrait 54
BANQUET	Landscape - Potrait 60

MEETING ROOM 603

FLOOR AREA	120
LENGTH(M)	16
WIDTH(M)	8
HEIGHT(M)	6,0
U-SHAPE	45
BOARDROOM	34
RECEPTION	120
THEATRE	Landscape - Potrait 154
CLASSROOM	Landscape - Potrait 72
BANQUET	Landscape - Potrait 60



COMBINED 603 - 606

FLOOR AREA	570
LENGTH(M)	16
WIDTH(M)	36
HEIGHT(M)	6,0
U-SHAPE	102
BOARDROOM	-
RECEPTION	370
THEATRE	Landscape - Potrait 748
CLASSROOM	Landscape - Potrait 288
BANQUET	Landscape - Potrait 240

MEETING ROOM 604 | 605

FLOOR AREA	160
LENGTH(M)	16
WIDTH(M)	10
HEIGHT(M)	6,0
U-SHAPE	45
BOARDROOM	34
RECEPTION	160
THEATRE	Landscape - Potrait 198
CLASSROOM	Landscape - Potrait 72
BANQUET	Landscape - Potrait 60

MEETING ROOM 606

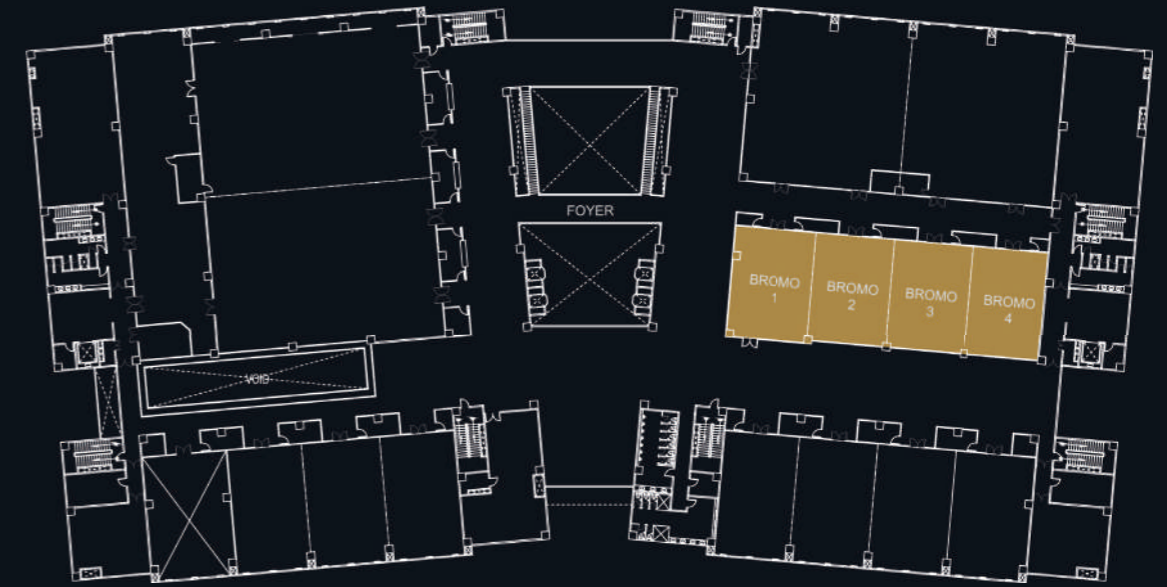
FLOOR AREA	130
LENGTH(M)	16
WIDTH(M)	8
HEIGHT(M)	6,0
U-SHAPE	42
BOARDROOM	34
RECEPTION	130
THEATRE	Landscape - Potrait 198
CLASSROOM	Landscape - Potrait 72
BANQUET	Landscape - Potrait 60

MEETING ROOM 607

FLOOR AREA	210
LENGTH(M)	19
WIDTH(M)	10
HEIGHT(M)	3,1
U-SHAPE	45
BOARDROOM	34
RECEPTION	210
THEATRE	Landscape - Potrait 200
CLASSROOM	Landscape - Potrait 120
BANQUET	Landscape - Potrait 100



BROMO



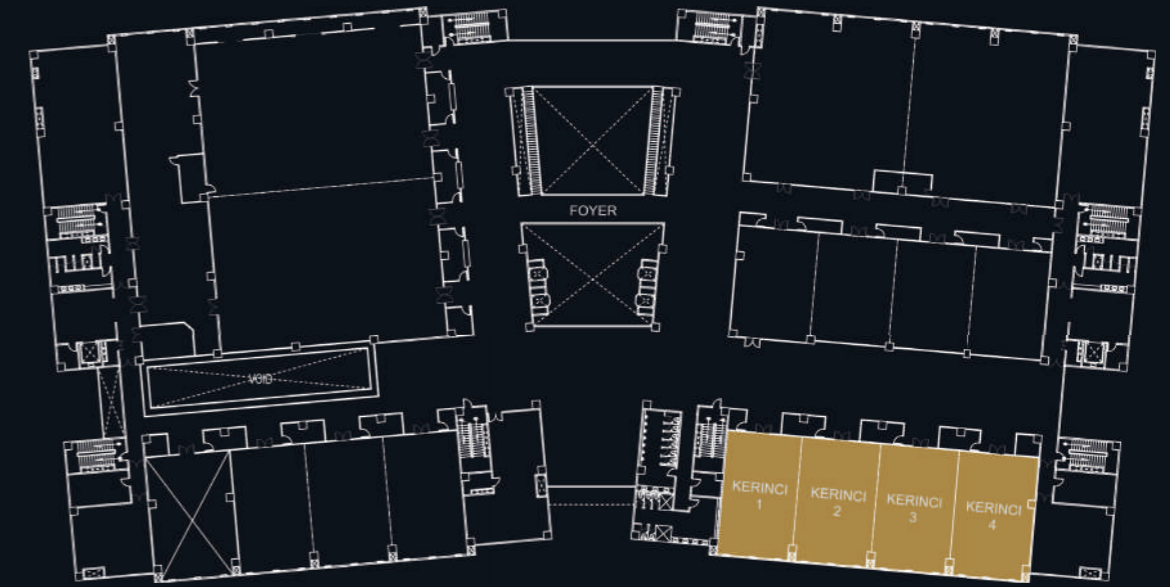
SPECIFICATION

COMBINED	
FLOOR AREA	432
LENGTH(M)	36
WIDTH(M)	12
HEIGHT(M)	3,50
U-SHAPE	80
BOARDROOM	320
RECEPTION	400
THEATRE	Landscape - Potrait 240
CLASSROOM	Landscape - Potrait 160
BANQUET	Landscape - Potrait 160

PARTIAL	
FLOOR AREA	108
LENGTH(M)	9
WIDTH(M)	12
HEIGHT(M)	3,50
U-SHAPE	20
BOARDROOM	80
RECEPTION	100
THEATRE	Landscape - Potrait 60
CLASSROOM	Landscape - Potrait 40
BANQUET	Landscape - Potrait 40



KERINCI



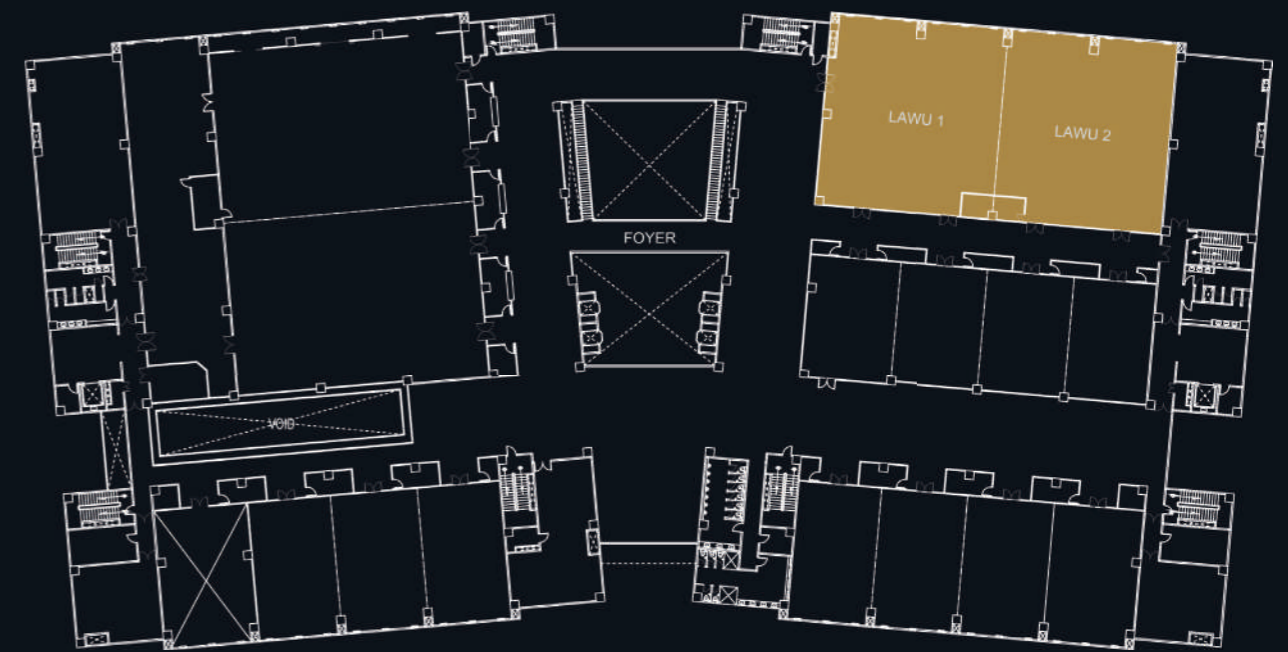
SPECIFICATION

COMBINED	
FLOOR AREA	504
LENGTH(M)	36
WIDTH(M)	14
HEIGHT(M)	3,50
U-SHAPE	80
BOARDROOM	240
RECEPTION	400
THEATRE	Landscape - Potrait 240
CLASSROOM	Landscape - Potrait 160
BANQUET	Landscape - Potrait 160

PARTIAL	
FLOOR AREA	126
LENGTH(M)	9
WIDTH(M)	14
HEIGHT(M)	3,50
U-SHAPE	20
BOARDROOM	60
RECEPTION	100
THEATRE	Landscape - Potrait 60
CLASSROOM	Landscape - Potrait 40
BANQUET	Landscape - Potrait 40



LAWU



SPECIFICATION

COMBINED

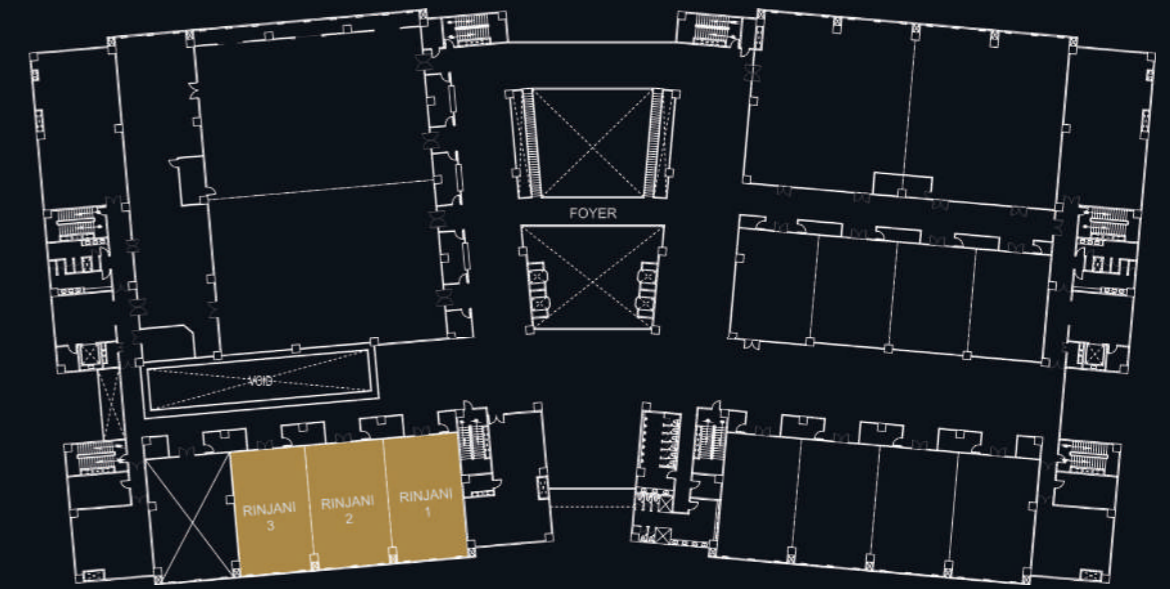
FLOOR AREA	648
LENGTH(M)	36
WIDTH(M)	18
HEIGHT(M)	4,50
U-SHAPE	60
BOARDROOM	150
RECEPTION	700
THEATRE	Landscape - Potrait 600
CLASSROOM	Landscape - Potrait 400
BANQUET	Landscape - Potrait 200

PARTIAL

FLOOR AREA	324
LENGTH(M)	18
WIDTH(M)	18
HEIGHT(M)	4,50
U-SHAPE	30
BOARDROOM	75
RECEPTION	350
THEATRE	Landscape - Potrait 300
CLASSROOM	Landscape - Potrait 200
BANQUET	Landscape - Potrait 100



RINJANI



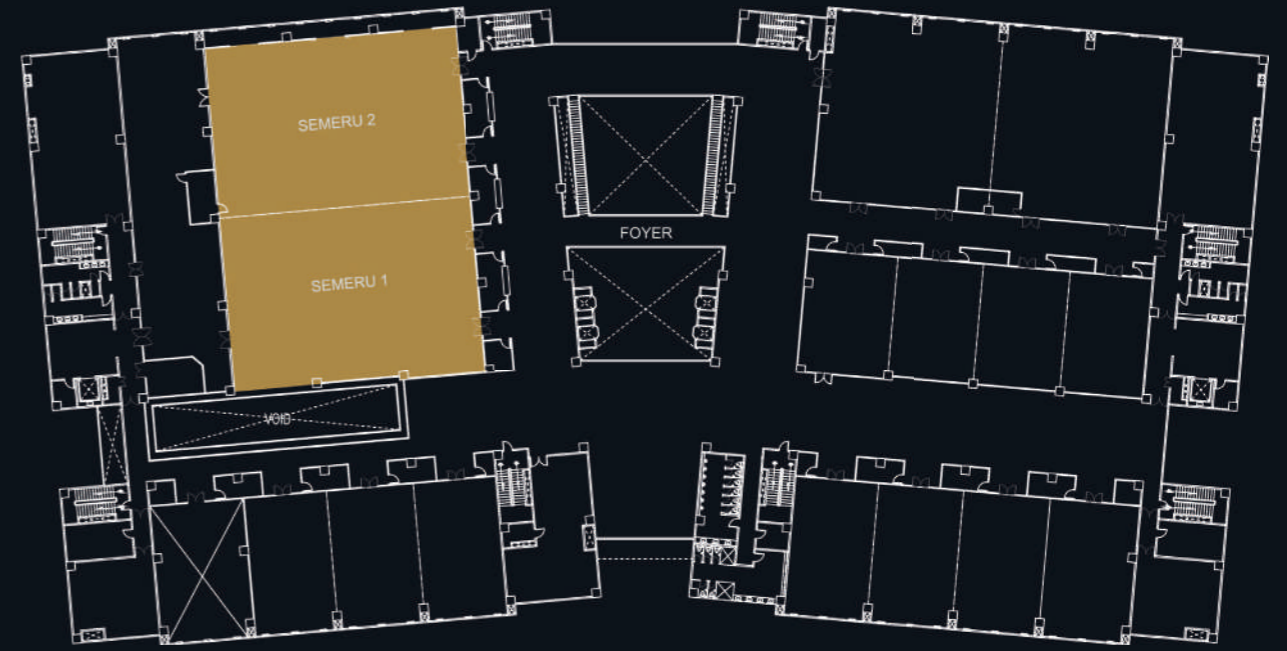
SPECIFICATION

COMBINED	
FLOOR AREA	378
LENGTH(M)	27
WIDTH(M)	14
HEIGHT(M)	3,50
U-SHAPE	60
BOARDROOM	180
RECEPTION	300
THEATRE	Landscape - Potrait 180
CLASSROOM	Landscape - Potrait 120
BANQUET	Landscape - Potrait 120

PARTIAL	
FLOOR AREA	126
LENGTH(M)	9
WIDTH(M)	14
HEIGHT(M)	3,50
U-SHAPE	20
BOARDROOM	60
RECEPTION	100
THEATRE	Landscape - Potrait 60
CLASSROOM	Landscape - Potrait 40
BANQUET	Landscape - Potrait 40



SEMERU



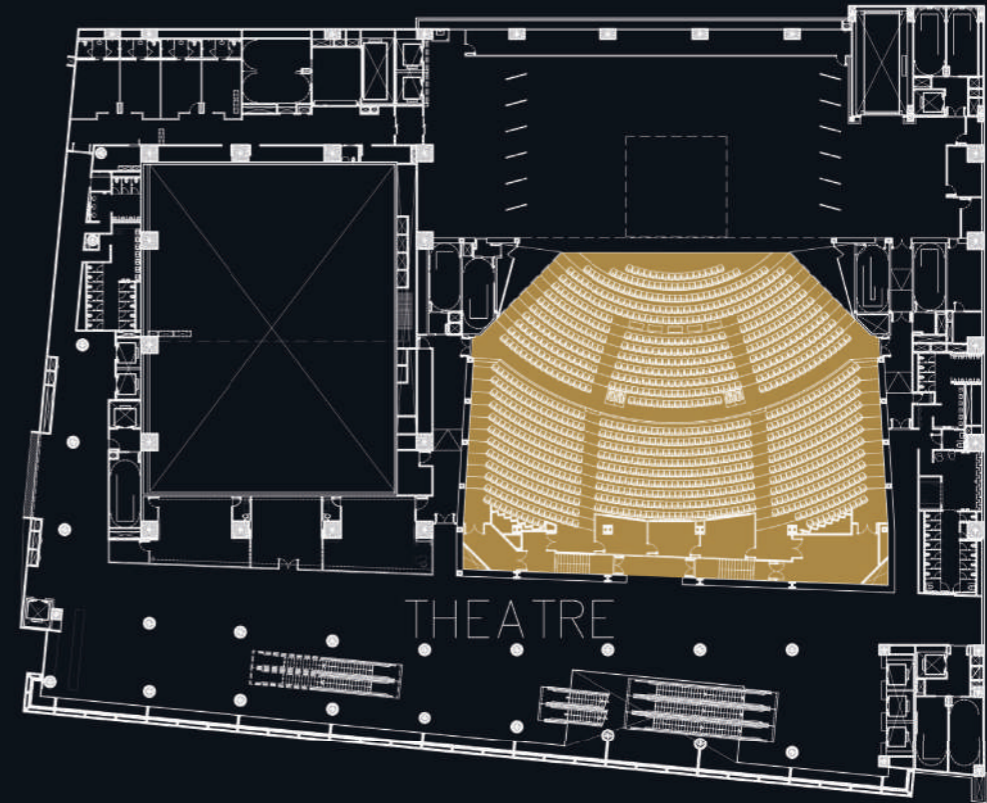
SPECIFICATION

COMBINED	
FLOOR AREA	910
LENGTH(M)	36
WIDTH(M)	26
HEIGHT(M)	5,50
U-SHAPE	100
BOARDROOM	720
RECEPTION	1100
THEATRE	Landscape - Potrait 1000
CLASSROOM	Landscape - Potrait 500
BANQUET	Landscape - Potrait 240

PARTIAL	
FLOOR AREA	455
LENGTH(M)	18
WIDTH(M)	26
HEIGHT(M)	5,50
U-SHAPE	50
BOARDROOM	360
RECEPTION	550
THEATRE	Landscape - Potrait 500
CLASSROOM	Landscape - Potrait 250
BANQUET	Landscape - Potrait 120



THEATRE



SPECIFICATION

THEATRE	
STAGE DIMENTION	Depth 20 m, Width 48 m
SEATING CAPACITY	Stalls 1230 seats (including 41 seats on Orchestra Pit), Dress Circle 633 Seats, Grand Circle 637 seats
HARD PROSCENIUM OPENING	Height 11 m, Width 29.5 m or 21 m
FLY SYSTEM	80 Fly lines with Fully Automated control system from SBS Buehrentechnik Germany
AUDIO SYSTEM	Meyer Sound Main PA System with Meyer Constellation System
LIGHTING SYSTEM	Strand Dimmer with Grand MA2 Console

SERVICES



BONDED WAREHOUSE



CATERING SERVICE



CLEANING SERVICE



CUSTOMER SERVICE



FLORIST



IN HOUSE CONTRACTOR



INTERNET/TELECOM




SECURITY & SAFETY SERVICE



VIP & PROTOCOL SERVICE

ONLY FOR THEATRE



EVENT MANAGEMENT



TECHNICAL TEAM

FACILITIES



BANKS & ATM



BUSINESS CENTER



CONVENIENCE STORES



FOOD AREA (HALL E)



HOLIDAY INN EXPRESS HOTEL



MEDIC ROOM



MOSQUE & PRAYING ROOM

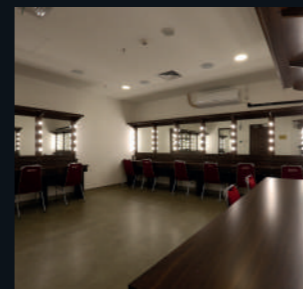


SPACIOUS PARKING SPACE




RESTAURANT & CAFÉ


ONLY FOR THEATRE




DRESSING ROOM




TICKET BOX



VIP LOUNGE



WARMING UP STUDIO



PT Jakarta International Expo

Contact Us :

**Trade Mart Building (Gedung Pusat Niaga)
Arena JIEXPO Kemayoran Jakarta 10620, Indonesia
Phone : +62 - 21 - 26645 - 000 / 131**

www.jiexpo.com